




SUPERLOK®

Push-On Hose Fittings



Push-On Hose Assembly



1. Cut a clean, square edge on end of hose




2. Cover first barb of end connection with hose.
(Lubrication fitting stem with light oil may ease assembly)




3. Hold end connection against flat surface, Grip hose and push with a steady force until hose seats into blue finishing.

Push-On Hose Disassembly



1. Slit hose lengthwise from blue finishing cap to end of barb. Do not damage barbs.



2. Bend hose to expose barbs, then remove hose with a quick pull.

Ordering Information

Example: **SPH - 4 - 4S - SS**

1
2
3
4

1. Push-On Hose Fitting Seires

2. Hose ID

| | | | | |
|----------|------|------|------|------|
| Hose | 1/4" | 3/8" | 1/2" | 3/4" |
| Identify | 4 | 6 | 8 | 12 |

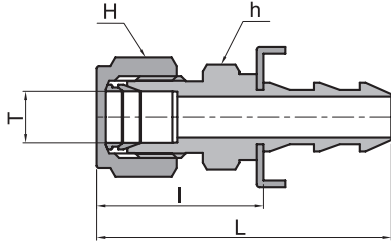
3. End Connection

| | | | | | |
|-----------------|-----------------|-------|-------|-------|--------|
| Fractional Tube | Connection Size | 1/4" | 3/8" | 1/2" | 3/4" |
| | Identify | 4S | 6S | 8S | 12S |
| Tube Adapter | Connection Size | 1/4" | 3/8" | 1/2" | 3/4" |
| | Identify | 4T | 6T | 8T | 12T |
| Hose | 1/4" | 3/8" | 1/2" | 3/4" | |
| | Identify | 4N(R) | 6N(R) | 8N(R) | 12N(R) |

4. Material Designator

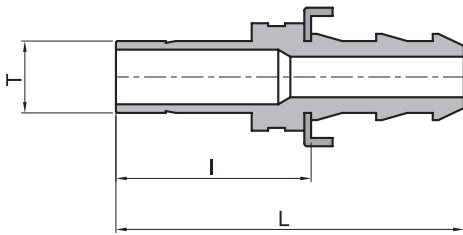
- SS : 316 Stainless steel
- B : BRASS

Superlok Tube Fittings



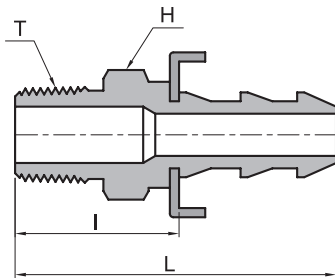
| Part Number | Nominal Hose Size(Inch) | Tube O.D T (Inch) | Dimension | | | |
|-------------|-------------------------|-------------------|-----------|---------|------|------|
| | | | Hex | | I | L |
| | | | H(Inch) | h(Inch) | | |
| SPH-4-4S | 1/4 | 1/4 | 9/16 | 9/16 | 27.0 | 46.5 |
| SPH-6-6S | 3/8 | 3/8 | 11/16 | 9/16 | 29.8 | 52.3 |
| SPH-8-8S | 1/2 | 1/2 | 7/8 | 13/16 | 33.5 | 60.7 |

Tube Adapters



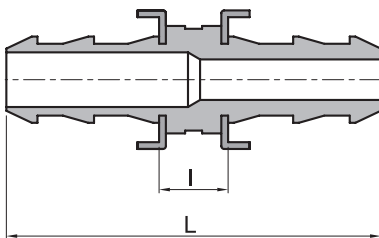
| Part Number | Nominal Hose Size(Inch) | Tube O.D T (Inch) | Dimension | |
|-------------|-------------------------|-------------------|-----------|------|
| | | | I | L |
| SPH-4-4T | 1/4 | 1/4 | 29.4 | 48.9 |
| SPH-6-6T | 3/8 | 3/8 | 29.5 | 52.0 |
| SPH-8-8T | 1/2 | 1/2 | 34.3 | 61.5 |
| SPH-12-12T | 3/4 | 3/4 | 38.6 | 80.6 |

Male Pipe Thread



| Part Number | Nominal Hose Size(Inch) | T Thread (NPT) | HEX H(Inch) | Dimension | |
|-------------|-------------------------|----------------|-------------|-----------|------|
| | | | | I | L |
| SPH-4-4N | 1/4 | 1/4 | 9/16 | 23.2 | 42.7 |
| SPH-6-4N | 3/8 | 1/4 | 11/16 | 24.6 | 47.1 |
| SPH-6-6N | 3/8 | 3/8 | 11/16 | 24.6 | 47.1 |
| SPH-8-8N | 1/2 | 1/2 | 7/8 | 31.2 | 58.4 |
| SPH-12-12N | 3/4 | 3/4 | 1 1/16 | 33.9 | 75.9 |

Hose Straight Union



| Part Number | Nominal Hose Size(Inch) | Dimension | |
|-------------|-------------------------|-----------|-------|
| | | I | L |
| SPH-4 | 1/4 | 13.6 | 52.6 |
| SPH-6 | 3/8 | 12.0 | 57.0 |
| SPH-8 | 1/2 | 15.0 | 69.4 |
| SPH-12 | 3/4 | 16.6 | 100.6 |

• All dimensions in millimeters unless specified as "inch". Dimension are for reference only, subject to change.



Push-On Hose Fittings